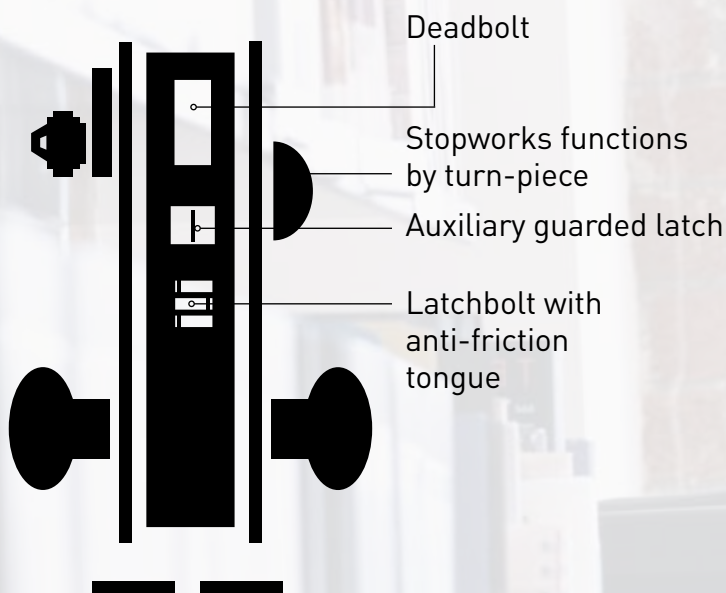
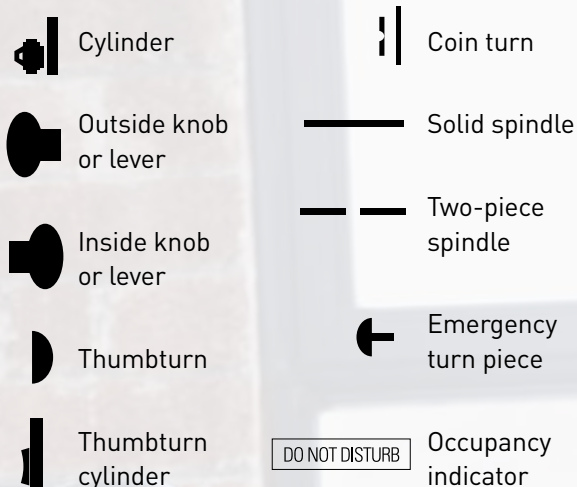


Lock Functions

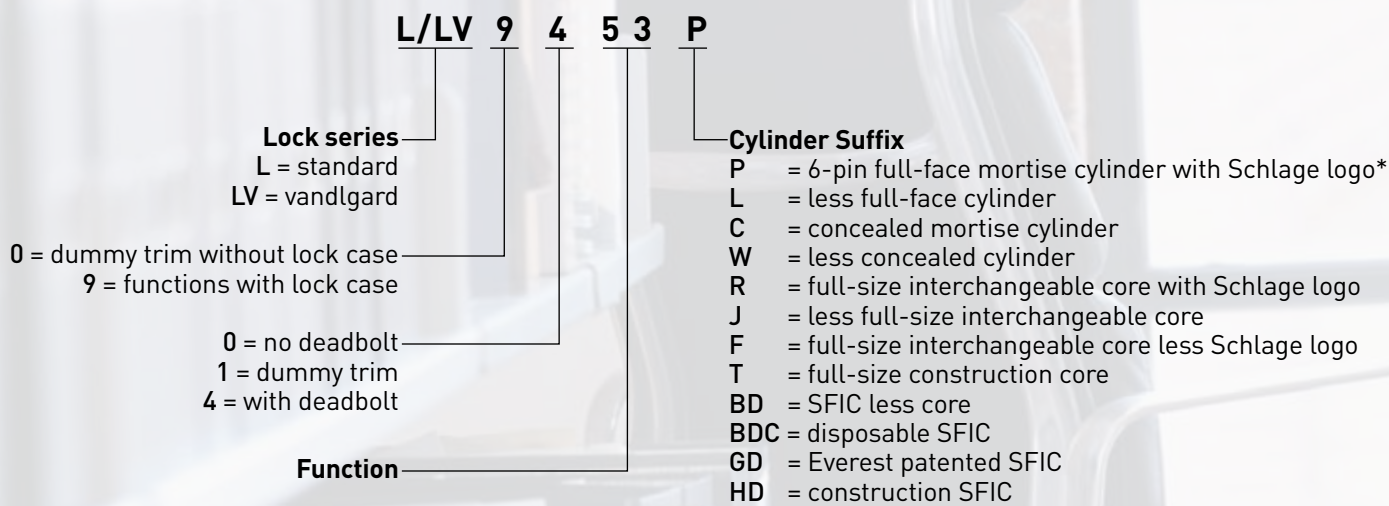
Lock Components



Symbol Key



Product Identification Guide



SFIC = Small Format (Best® style) Interchangeable Core

To order less Schlage logo, specify lock "with K510-612 faceplate."

LV = Vandlgard® function allows exterior lever to rotate freely down while remaining securely locked.

*In a double-door application where the dummy will be used as the strike order 10-091 Armored Front Strike separately.

Lock Functions | ANSI A156.13, Series 1000

Schlage ANSI



L9010 F01
Passage Latch

Latchbolt retracted by knob/lever from either side at all times. Inside lever is always free for immediate egress.



L9040 F22
LV9040
Bath/Bedroom Privacy Lock

Lock/Latchbolt retracted by knob/lever from either side unless outside is locked by inside thumbturn. Turning inside knob/lever or closing door unlocks outside knob/lever. To unlock from outside, remove emergency button, insert emergency thumbturn (furnished) in access hole and rotate. Inside lever is always free for immediate egress..



L9044
LV9044
Privacy With Coin Turn Outside

Latchbolt retracted by knob/lever from either side unless outside is locked by inside thumbturn or outside coin turn. Operating inside knob/lever, closing door, rotating inside thumbturn or rotating outside coin turn unlocks outside knob/lever. Specify per L283-056 for Torx® screws. Available with rose trim only. (Previously XL11-868)



L9440
LV9440 F19
Privacy With Deadbolt

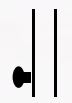
Latchbolt retracted by knob/lever from either side. Deadbolt thrown or retracted by inside thumbturn. Throwing deadbolt locks outside knob/lever. Rotating inside knob/lever simultaneously retracts deadbolt and latchbolt, and unlocks outside knob/lever. To unlock from outside, remove emergency button, insert emergency thumbturn in access hole and rotate. Inside lever is always free for immediate egress. (Previously XL11-761)

Schlage ANSI



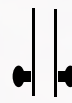
L9444
LV9444
Privacy with Deadbolt and Coin Turn Outside

Latchbolt retracted by knob/lever from either side. Deadbolt thrown or retracted by inside thumbturn or outside coin turn. Throwing deadbolt locks outside knob/lever. Rotating inside knob/lever simultaneously retracts deadbolt and latchbolt, and unlocks outside knob/lever. Rotating outside coin turn retracts deadbolt and unlocks outside knob/lever. Specify per L283-056 for Torx screws. Available with rose trim only. Inside lever is always free for immediate egress. (Previously XL11-868)



L0170
Half Dummy Trim

Knob/lever on one side fixed by mounting bar.



L0172
Full Dummy Trim

Knob/lever on both sides fixed by mounting bar.



L9175
Half Dummy Trim with Lock Case

Fixed knob/lever on one side inoperable. Includes lock case and armored front. Options same as L9176 below.



L9176
Full Dummy Trim with Lock Case

Fixed knob/lever on both sides. Includes lock case and blank armor front. May be ordered with optional XL11-743 armored front with cutout to receive deadbolt.

Lock Functions | Single Cylinder Non-Deadbolt Functions

Schlage **ANSI**

L9050 **F04**
LV9050
Office and Inner Entry Lock
 Latchbolt retracted by knob/lever from either side unless outside is made inoperative by key outside or by turning inside thumbturn. When outside is locked, latchbolt is retracted by key outside or by knob/lever inside. Outside knob/lever remains locked until thumbturn is returned to vertical or unlocked by key. Auxiliary latch deadlocks latchbolt when door is closed. Inside lever is always free for immediate egress.

L9056
LV9056
L9050 with Automatic Unlocking
 Latchbolt retracted by knob/lever from either side unless outside is made inoperative by key outside or by rotating inside thumbturn. Outside knob/lever unlocked by key outside or thumbturn. Rotating inside knob/lever simultaneously retracts latchbolt and unlocks outside knob/lever. Auxiliary latch deadlocks latchbolt when door is closed. Inside lever is always free for immediate egress. (Previously XL11-776)

L9070 **F05**
LV9070
Classroom Lock
 Latchbolt retracted by knob/lever from either side unless outside is locked by key. Unlocked from outside by key. Inside knob/lever always free for immediate exit. Auxiliary latch deadlocks latchbolt when door is closed. Inside lever is always free for immediate egress.

L9076 **F06**
LV9076
Classroom Holdback Lock
 Latchbolt retracted by knob/lever from either side unless outside is locked by key. When locked, latchbolt retracted by key outside or knob/lever inside. Auxiliary latch deadlocks latchbolt when door is closed. Depress inside knob/lever and turn key 360° for holdback feature. Inside lever is always free for immediate egress.

L9080 **F07**
LV9080
Storeroom Lock
 Latchbolt retracted by key outside or by knob/lever inside. Outside knob/lever always inoperative. Auxiliary latch deadlocks latchbolt when door is closed. Inside lever is always free for immediate egress.

L9080EL
LV9080EL
Electrically Locked (Fail Safe)
 Outside knob/lever continuously locked by 24VAC or DC. Latchbolt retracted by key outside or by knob/lever inside. Switch or power failure allows outside knob/lever to retract latchbolt. Auxiliary latch deadlocks latchbolt when door is closed. Inside knob/lever always free for immediate exit. Inside lever is always free for immediate egress.

Schlage **ANSI**

L9080EU
LV9080EU
Electrically Unlocked (Fail Secure)
 Outside knob/lever unlocked by 24VAC or DC. Latchbolt retracted by key outside or knob/lever inside. Auxiliary latch deadlocks latchbolt when door is closed. Inside knob/lever always free for immediate exit. Inside lever is always free for immediate egress.

L9080EL-RX
L9080EU-RX
Request to Exit (RX) Electrified Lock
 Same as L9080EL and L9080EU functions. In addition, a micro switch positioned inside the lock case monitors the retractor crank, and is actuated when rotation of the inside or outside knob/lever rotates the retractor hub. The switch signals the use of that opening to security systems, allowing a non-disruptive means of immediate egress. Specify per L283-059 for normally closed contacts (default). Specify L283-125 for normally open contacts. Inside lever is always free for immediate egress. (Previously XL11-807)

Lock Functions | Single Cylinder Deadbolt Functions

Schlage **ANSI**



L9453
LV9453
Entrance Lock

Latchbolt retracted by knob/lever from either side unless outside is locked by 20° rotation of thumbturn. Deadbolt thrown or retracted by 90° rotation of thumbturn. When locked, key outside or knob/lever inside retracts deadbolt and latchbolt simultaneously. Outside knob/lever remains locked until thumbturn is restored to vertical position. Throwing deadbolt automatically locks outside knob/lever. Auxiliary latch deadlocks latchbolt when door is closed. Inside lever is always free for immediate egress.



L9456
LV9456
Corridor Lock

Latchbolt retracted by knob/lever from either side. Deadbolt thrown or retracted by key outside or inside thumbturn. Throwing deadbolt locks outside knob/lever. Turning inside knob/lever simultaneously retracts deadbolt and latchbolt and unlocks outside knob/lever. Inside lever is always free for immediate egress.



L9465
Closet/Storeroom Lock

Latchbolt retracted by knob/lever from either side. Deadbolt thrown or retracted by key outside.



L9473
F21
Dormitory/Bedroom Lock

Latchbolt retracted by knob/lever from either side. Deadbolt thrown or retracted by key outside or thumbturn inside.



L9480
LV9480
Storeroom Lock With Deadbolt

Latchbolt retracted by key outside or by lever or knob inside. Outside knob/lever always fixed. Deadbolt thrown or retracted by key outside or thumbturn inside. Turning inside knob/lever simultaneously retracts both deadbolt and latchbolt. Auxiliary latch deadlocks latchbolt when door is closed. Inside lever is always free for immediate egress. (Previously XL11-591)



L9485
LV9485
Prison Function Lock

Latch retracted by key outside or knob inside. Outside knob always free spinning. Deadbolt only thrown or retracted by guard's key. Inside knob becomes fixed when deadbolt is thrown. Prisoner's key only retracts latchbolt. Furnished standard with tamper resistant Torx® screws. Specify per XL11-557.

Schlage **ANSI**



L9485
LV9485
Hotel or Restroom Lock

Latchbolt retracted by key outside or by knob/lever inside. Outside knob/lever always fixed. Deadbolt thrown or retracted by inside thumbturn. When deadbolt is thrown, all keys become inoperative except emergency or display keys. Turning inside knob/lever retracts both deadbolt and latchbolt simultaneously. Auxiliary latch deadlocks latchbolt when door is closed. Inside lever is always free for immediate egress.



L9486
LV9486
Hotel or Restroom Lock with "Do Not Disturb" Indicator

Latchbolt retracted by key outside or by knob/lever inside. Outside knob/lever always fixed. Deadbolt thrown or retracted by inside thumbturn. When deadbolt is thrown, "DO NOT DISTURB" plate is displayed. All keys become inoperative except emergency or display keys. Turning inside knob/lever retracts both deadbolt and latchbolt simultaneously. Auxiliary latch deadlocks latchbolt when door is closed. Inside lever is always free for immediate egress.



L9486 x L583-375
LV9486 x L583-375
L9486 with "Occupied" Indicator

Latchbolt retracted by key outside or by knob/lever inside. Outside knob/lever always fixed. Deadbolt thrown or retracted by inside thumbturn. When deadbolt is thrown, "OCCUPIED" plate is displayed and all keys become inoperative except emergency keys. Turning inside knob/lever simultaneously retracts both deadbolt and latchbolt. Auxiliary latch deadlocks latchbolt when door is closed. (Previously XL11-580) Inside lever is always free for immediate egress.

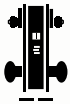


L9496
Privacy with "Occupied" Indicator

Knob/lever retracts latchbolt from either side. Deadbolt thrown or retracted by key outside (retraction by key required in the event of an emergency) or inside thumbturn. Throwing deadbolt locks outside knob/lever and displays "OCCUPIED" plate. Rotating inside knob/lever simultaneously retracts both deadbolt and latchbolt and unlocks outside knob/lever. Inside lever is always free for immediate egress. (Previously XL11-885)

Lock Functions | Double Cylinder Non-Deadbolt Functions

Schlage ANSI



L9060
LV9060

Apartment Entrance Lock

Latchbolt retracted by knob/lever from either side unless outside is locked by key from inside. When locked, latchbolt retracted by key outside or knob/lever inside. Auxiliary latch deadlocks latchbolt when door is closed. Inside lever is always free for immediate egress.



L9071
LV9071

Classroom Security Lock

Latchbolt retracted by knob/lever from either side unless outside is locked by key from either side. When locked, latchbolt retracted by key outside or knob/lever inside. Auxiliary latch deadlocks latchbolt when door is locked. Inside lever is always free for immediate egress.



L9077
LV9077

Classroom Security Holdback Lock

Latchbolt retracted by knob/lever from either side unless outside is locked by key from either side. When locked, latchbolt retracted by key outside or knob/lever inside. Auxiliary latch deadlocks latchbolt when door is locked. Depress inside knob/lever and turn key 360° for holdback feature. Inside lever is always free for immediate egress.



L9082
LV9082

Institution Lock*

Latchbolt retracted by key from either side. Knob/lever on both sides always inoperative. Auxiliary latch deadlocks latchbolt when door is closed.



L9082EL
L9082EU
L9082 Electrically Locked or Electrically Unlocked Both Sides*

EEL: Outside and inside knob or lever continually locked electrically. Latchbolt retracted by key either side. Switch or power failure allows outside and inside knob/lever to retract latchbolt. Auxiliary latch deadlocks latchbolt when door is closed. EU: Outside and inside knob/lever unlocked electrically. Latchbolt retracted by key either side. Switch or power failure keeps inside and outside knob/lever locked. Auxiliary latch deadlocks latchbolt when door is closed. (Previously XL11-452)

Lock Functions | Double Cylinder Deadbolt Functions

Schlage ANSI



L9457
LV9457

Classroom Security Lock

Latchbolt retracted by knob/lever from either side. Deadbolt thrown or retracted by key from either side. Throwing deadbolt locks outside knob/lever. Turning inside knob/lever simultaneously retracts deadbolt and latchbolt and unlocks outside knob/lever. Inside lever is always free for immediate egress.



L9466
Store/Utility Room Lock*

Latchbolt retracted by knob/lever from either side. Deadbolt thrown or retracted by key from either side.



L9482
LV9482
Institution Lock with Deadbolt*

Latchbolt retracted by key from either side. Knob/lever on both sides always inoperative. Deadbolt thrown or retracted by key either side. Auxiliary latch deadlocks latchbolt when door is closed. Specify per XL11-543.

Lock Functions | Full Mortise Deadlocks

Schlage ANSI



L9460
Cylinder x Thumbturn Lock

Deadbolt thrown or retracted by key outside or thumbturn inside.



L9462
Double Cylinder Lock*

Deadbolt operated by key from either side.



L9463
Classroom Lock

Deadbolt thrown or retracted by key from outside. Inside thumbturn cylinder retracts deadbolt, but cannot project it.



L9464
Cylinder Lock

Deadbolt thrown or retracted by key from one side. No trim on opposite side.

Lock Functions | Full Mortise Deadlocks Cont.

Schlage ANSI



**L9460 x XL11-635
L9460 with Pull**

Knob/lever both sides fixed. Deadbolt thrown or retracted by key outside or thumbturn inside.



**L9460 x XL11-886
Single Cylinder Deadlock with Pull**

Deadbolt thrown or retracted by key outside or thumbturn inside. No latch, but inside knob or lever is spring-loaded. Rotating inside knob/lever also retracts deadbolt. Fixed outside knob/lever.



**L9462 x XL11-886
Double Cylinder Deadlock with Pull**

Deadbolt thrown or retracted by key from either side. No latch, but inside knob/lever is spring-loaded. Rotating inside knob/lever also retracts deadbolt. Fixed outside knob/lever.



**L9464 x XL11-886
Deadlock with Pull**

Deadbolt thrown or retracted by key from one side. No latch, but inside knob/lever is spring-loaded. Rotating inside knob/lever also retracts deadbolt. Fixed outside knob/lever.

Special Functions



**L9040
LV9040
Privacy With Turns Both Sides**

Latchbolt retracted by knob/lever from either side unless outside is locked by inside or outside thumbturn. Operating inside knob/lever, closing door or rotating either thumbturn unlocks outside knob/lever. Specify per XL11-446.



**L9110 x XL11-741
Full Dummy Trim with Lock Case***

Spring-loaded knob/lever both sides. Includes lock case and blank armored front. May be ordered with optional XL11-743 armored front with cutout to receive deadbolt

Lock Functions | Small Mortise Deadlocks

Schlage ANSI



**L460 E06071
Cylinder x Thumbturn Lock**

Deadbolt thrown or retracted by key outside or thumbturn inside.



**L462 E06061
Double Cylinder Lock***

Deadbolt operated by key from either side.



**L463 E06091
Classroom Lock**

Deadbolt thrown or retracted by key from outside. Inside thumbturn cylinder retracts deadbolt, but cannot project it.



**L464 E06081
Cylinder Lock**

Deadbolt thrown or retracted by key from one side. No trim on opposite side.



**L480
Door Bolt**

Deadbolt thrown or retracted by thumbturn from one side. No trim on opposite side.



**L496
Deadbolt with "Occupied" Indicator**

Deadbolt thrown or retracted by key outside or thumbturn inside. When deadbolt is thrown "OCCUPIED" plate is displayed. (Previously XL11-911)

*In a double-door application where the dummy will be used as the strike order 10-091 Armored Front Strike separately.

Caution: Double cylinder locks on residences and any door in any structure which is used for egress are a life safety hazard in times of emergency and their use is not recommended. Installation should be in accordance with existing codes only.